


American Outdoor Grills® • 2023 Collection Catalog • RH Peterson Co.



GRILL
BETTER!

CRAFTED WITH PRIDE  IN THE USA

RH  PETERSON co.



Special moments, like a family barbecue or a celebration with friends and neighbors, are made even more so with the American Outdoor Grill®.

Backyard Perfection



AMERICAN OUTDOOR GRILL

Designed and manufactured by the company that brings you Fire Magic® Premium Grills, AOG® grills add style and cooking excellence to your outdoor kitchen.

Whether Built-In or Portable, you'll be delighted with the performance, longevity, and appearance of your American Outdoor Grill®

FEATURE HIGHLIGHTS



SEAMLESS HOOD
WITH BRUSHED EDGES



DIAMOND SEAR
COOKING GRIDS



304 STAINLESS STEEL
BURNERS



HEAVY DUTY
WARMING RACK



BUILT-IN INFRARED
BACKBURNER



VAPORIZER PANELS



ANALOG THERMOMETER
WITH POLISHED BEZEL



ELECTRONIC IGNITION
PUSH BUTTON ("L" SERIES)



BACK-LIT KNOBS
("L" SERIES)



ON/OFF LIGHT CONTROL BUTTON
("L" SERIES)

- ❖ All 304 stainless steel construction including burners, vaporizer panels, cooking grids, and warming rack.
- ❖ Seamless oven hood and control panel with brushed edges
- ❖ 304 stainless steel Diamond Sear cooking grids
- ❖ Back-lit, comfort touch control knobs ("L" series only)
- ❖ Halogen interior lights ("L" series only)
- ❖ Electronic push button ignition ("L" series only)
- ❖ 120 Volt power source required for "L" series grills

- ❖ "Rapid Light" piezo ignition system, no power or batteries required ("T" series only)
- ❖ Backburner with high performance rotisserie kit (not available on -00SP models)
- ❖ Large Analog thermometer with polished bezel reads up to 1000° F
- ❖ Heavy duty warming rack included with all units
- ❖ Flush mounted brass side burner on Portable Grills - 12,000 BTU's
- ❖ 10" easy-to-use stainless steel drip tray
- ❖ LP conversion orifices included with Built-In and Post Grills
- ❖ Easy cushion lid bumpers (front and back) of oven/hood

"L" SERIES GRILLS

The "L" series grills feature an electronic push button ignition system, interior halogen lights, and back-lit knobs (controlled by a push button located on the right side of the unit) ideal for evening grilling. Requires 120 Volt AC power.



Model Shown: 36NBL

Primary Cooking Surface:	648 sq. inches
BTU's:	50,000 Primary + 12,000 Backburner
Cut-out:	36¾" w x 19½" d x 8½" h

Built-In Collections



Pictured above: 30NBL "L" Series Built-In Grill



Model Shown: 30NBL

Primary Cooking Surface:	540 sq. inches
BTU's:	45,000 Primary + 12,000 Backburner
Cut-out:	30½" w x 19½" d x 8½" h



Model Shown: 24NBL

Primary Cooking Surface:	432 sq. inches
BTU's:	32,000 Primary + 10,000 Backburner
Cut-out:	24½" w x 19½" d x 8½" h

Included with all "L" Series grills



12V HALOGEN LIGHTS



BACK-LIT CONTROL KNOBS

"T" SERIES GRILLS


The "T" series grills feature a "Rapid Light" piezo ignition system that eliminates the need for electricity or batteries. This results in a self sufficient grill that will last a long time.



Model Shown: 36NBT

Primary Cooking Surface:	648 sq. inches
BTU's:	50,000 Primary + 12,000 Backburner
Cut-out:	36¾" w x 19½" d x 8½" h

Included with all "T" Series grills



"RAPID-LIGHT"

Push-to-light piezo ignition system



CONTROL KNOBS



Model Shown: 24NBT

Primary Cooking Surface:	432 sq. inches
BTU's:	32,000 Primary + 10,000 Backburner
Cut-out:	24½" w x 19½" d x 8½" h



Model Shown: 30NBT

Primary Cooking Surface:	540 sq. inches
BTU's:	45,000 Primary + 12,000 Backburner
Cut-out:	30½" w x 19½" d x 8½" h

All models available in Natural Gas with Propane conversion kit included. All models also available without backburner (-00SP).

"L" SERIES GRILLS

The "L" series grills feature an electronic push button ignition system, interior halogen lights, and back-lit knobs (controlled by a push button located on the right side of the unit) ideal for evening grilling. Requires 120 Volt AC power.



Model Shown: **36PCL**

Primary Cooking Surface:	648 sq. inches
BTU's:	50,000 Primary + 12,000 Backburner + 12,000 Side Burner



Model Shown: **30PCL**

Primary Cooking Surface:	540 sq. inches
BTU's:	45,000 Primary + 12,000 Backburner + 12,000 Side Burner



Model Shown: **24PCL**

Primary Cooking Surface:	432 sq. inches
BTU's:	32,000 Primary + 10,000 Backburner + 12,000 Side Burner

Portable Collections



FLUSH MOUNTED SIDE BURNER



Included with all "L" Series grills



12V HALOGEN LIGHTS



BACK-LIT CONTROL KNOBS

All Portable Grills are sold as Propane units - for Natural Gas, add a Natural Gas Conversion Kit (Model: CK-41-NAT).
All models also available without backburner and side burner (-00SP).

"T" SERIES GRILLS

The "T" series grills feature a "Rapid Light" piezo ignition system that eliminates the need for electricity or batteries. This results in a self sufficient grill that will last a long time.




Pictured above: 30PCL "L" Series Portable Grill



Model Shown: 36PCT

Primary Cooking Surface:	648 sq. inches
BTU's:	50,000 Primary + 12,000 Backburner + 12,000 Side Burner

Included with all "T" Series grills



"RAPID-LIGHT"

Push-to-light piezo ignition system



CONTROL KNOBS



Model Shown: 24PCT

Primary Cooking Surface:	432 sq. inches
BTU's:	32,000 Primary + 10,000 Backburner + 12,000 Side Burner



Model Shown: 30PCT

Primary Cooking Surface:	540 sq. inches
BTU's:	45,000 Primary + 12,000 Backburner + 12,000 Side Burner

All Portable Grills are sold as Propane units - for Natural Gas, add a Natural Gas Conversion Kit (Model: CK-41-NAT). All models also available without backburner and side burner (-00SP).

POST MODEL COLLECTION

Designed for condos, apartments, or anywhere space is at a premium. The American Outdoor Grill® In-Ground and Patio Post Mount units pack a lot of grilling enjoyment into smaller spaces (432 square inches). The In-Ground Grill models must be cemented into the ground. Pedestal models may be bolted to a deck or concrete slab. Both feature a backburner, warming rack and dual side shelves (standard). The optional stainless steel tank shield is designed to conceal the unsightly propane tank while a safety chain keeps the tank securely in place.


Both grill versions are available as "L" series with lights and electronic ignition and "T" series with "Rapid Light" piezo ignition system.



Pictured above: 24NPT "T" Series Patio Post Mount Grill



Model: 3092A



Pedestal and In-Ground models include a **one hour** timer that automatically shuts the gas off.



Model: TH-PP-2



OPTIONAL TANK SHIELD & TANK SUPPORT

Model Shown: 24NPT

Primary Cooking Surface: 432 sq. inches

BTU's: 32,000 Primary + 10,000 Backburner

Model Shown: 24NGL

Primary Cooking Surface: 432 sq. inches

BTU's: 32,000 Primary + 10,000 Backburner

ISLAND SYSTEMS

Constructed from durable Glass Fiber Reinforced Concrete (GFRC) and easily assembled on site, these islands are the perfect complement to your AOG grill.

30" L-Series Island Bundle

Model #: **IP30LB-CGD-75SM** (pictured left)

Dimensions 76¼" wide x 34¾" deep x 36" high

L-Series Bundle includes:

- GFRC Island with Concrete Grey base & Polished Smoke top
- **30NBL**, 30" L-Series Built-In Grill with Backburner & Rotisserie Kit
- **16-15-DSSD**, 16" x 15" Double Drawer
- **20-14-SS DLV**, 20" x 14" Louvered Door with Tank Tray
- **14-20-SS DL**, 14" x 20" Door
- **5520-11T**, 1-Hour Stainless Steel Gas Timer Box

L-Series Island Bundle sold only as complete package with products listed above.

30" T-Series Island Bundle

Model #: **IP30TO-CGT-75SM**

Dimensions 76¼" wide x 34¾" deep x 36" high

T-Series Bundle includes:

- GFRC Island with Concrete Grey base & Polished Smoke top
- **30NBT-00SP**, 30" T-Series Built-In Grill (-00SP model)
- **20-14-SS DLV**, 20" x 14" Louvered Door with Tank Tray
- **14-20-SSDL**, 14" x 20" Door
- **5520-11T**, 1-Hour Stainless Steel Gas Timer Box

T-Series Island Bundle sold only as complete package with products listed above.



Pictured above: IP30LB-CGD-75SM, 30" L-Series Island Bundle



ID650 Island and grill components ordered separately.

Model #: **ID650-SMD-82BA** (with Double Drawer)

GFRC Contemporary Island with Smoke base & Polished Black Lava top

Dimensions 82" wide x 31" deep x 37½" high

Product

Requirements
(sold separately)

- **36NBL (T)**, grill + **AD36E**, adapter
- **16-15-DSSD**, Double Drawer
- **16-39-SSD**, Front Double Access Door
- **20-14-SSDR/DL (DRV/DLV)**, Side Door
- **5520-11T**, 1-Hour Stainless Steel Gas Timer Box

ACCESSORIES



PORTABLE GRILL COVERS

Description	Model
24" Cover for Portable Grill	CC24-D
30" Cover for Portable Grill	CC30-D
36" Cover for Portable Grill	CC36-D

BUILT-IN GRILL COVERS

Description	Model
24" Cover for Built-In Grill	CB24-D
30" Cover for Built-In Grill	CB30-D
36" Cover for Built-In Grill	CB36-D

AOG® REFRIGERATOR

Model:	REF-21
Cut-out:	20"w x 22"d x 34½"h

4.0 cubic foot. Interior light and security lock and key. Reversible door hinge. When used outdoors, it must be installed in an enclosure.

SINGLE SIDE BURNER

Model:	3283 (P)
Cut-out:	8¾"w x 14¼"d

Drops into any custom grill island. Sized for sauce and sauté pans. Cooking or reheating side dishes or sauces is quick and easy with a 15,000 BTU's burner.



DBL. SIDE BURNER ("L" Series shown)

Model:	3282T/L (P)
Cut-out:	11½"w x 22¾"d x 8½"h

Enjoy precise flame control on each burner to prepare side dishes and sauces for you meal. Choose from electronic push button (L) or push-to-light (T) ignition systems. Comes with two 12,500 BTU's burners, stainless steel rod grid, and stainless steel cover.

STAINLESS STEEL GRIDDLE

Model:	GR18A
--------	--------------

The AOG® Stainless Steel Griddle features a 304, 1/4" thick stainless steel cooking area, removable drip tray and scratch resistant surface. This unique grilling accessory heats up fast and allows you to cook all your meals in your outdoor kitchen.

FOUR-PIECE TOOL SET

Model:	TK-1
--------	-------------

Packed in a handsome zippered nylon logo case, our 4-piece tool set includes stainless steel tongs, meat fork, silicone-tipped basting brush, and slotted flat spatula with serrated edges and built-in bottle opener.

INFRARED BURNER ("L" Series Only)

Model:	IRB-18
--------	---------------

Option for all "L" Series Grills replacing the left standard burner. It uses infrared heat to lock-up juices for tender meat and full flavor. Perfect for an amazing seared steak. (Also available as a factory-installed upgrade)



GRILL LIGHT

Model:	3574
--------	-------------

This halogen 10 watt bulb makes evening grilling easy. When using the light on a grill without backburner (-00SP models), a light bracket must be ordered. Bracket #: **24-B-28**.

SMOKER BOX

Model:	3561
--------	-------------

Use with wood chips or wood chunks to add smoke flavor to food.

Additional AOG® Accessories (not pictured)

Description	Model
Portable propane to natural gas Conversion Kit	CK-1-NAT
Insulating Liner (Specify Size)*	24-IL-C, 30-IL-C, 36-IL-C
Adapters for Grill (Required for Island System)	AD-36E
Rotisserie Kit	RK-24, RK-30, RK-36
Grill Light Bracket (needed for -00SP models)	24-B-28

DOORS & DRAWERS



FEATURE HIGHLIGHTS

- Stainless steel tubular handles
- 304 stainless steel double wall construction
- Cut-out is **height x width x depth**
- Most doors can be ordered for either right or left access



SINGLE ACCESS DOOR*

Model: **24-17-SSDR** or **DL**
Cut-out: 25" x 17½"



SINGLE ACCESS DOOR*

Model: **17-24-SSDR** or **DL**
Cut-out: 18" x 24½"



DOUBLE ACCESS DOOR*

Model: **20-30-SSD**
Cut-out: 21" x 30"



SINGLE ACCESS DOOR WITH TANK TRAY AND LOUVERS

Model: **20-14-SSDRV** or **DLV**
Cut-out: 21" x 14½" x 20½"



DOOR W/DOUBLE DRAWER

Model: **18-30-SSDD**
Cut-out: 18½" x 30" x 26"



DOOR W/DOUBLE DRAWER & PLATTER STORAGE

Model: **18-36-SSDD**
Cut-out: 18½" x 36½" x 26"



MASONRY DRAWER

Model: **13-31-SSD**
Cut-out: 13" x 31" x 20½"



DOUBLE DRAWER

Model: **16-15-DSSD**
Cut-out: 16" x 14½" x 20½"

* Additional sizes shown on page 9 (installed in island systems)	Model:	Single Access Door	Single Access Door	Double Access Door
	Cut-out:	20-14-SSDR or DL 21" x 14½"	14-20-SSDR or DL 15" x 20½"	16-39-SSD 16" x 39"



FEATURE HIGHLIGHTS

- 304 stainless steel construction
- Black Slam latch handle
- Single wall construction
- Cut-out is **height x width x depth**
- Most doors are reversible for left or right access



DOUBLE ACCESS DOORS

Model: **20-30-SD**
Cut-out: 20½" x 30"



SINGLE ACCESS DOOR

Model: **17-24-SD**
Cut-out: 17½" x 24½"



SINGLE ACCESS DOOR

Model: **14-20-SD**
Cut-out: 14½" x 20½"



SINGLE ACCESS DOOR

Model: **12-18-SD**
Cut-out: 12½" x 18½"



SINGLE ACCESS DOOR

Model: **24-17-SD**
Cut-out: 24½" x 17½"



SINGLE ACCESS DOOR

Model: **20-14-SD**
Cut-out: 20½" x 14½"



SINGLE ACCESS DOOR

Model: **18-12-SD**
Cut-out: 18½" x 12½"



SINGLE ACCESS DOOR WITH LOUVERS

Model: **20-14-SDV**
Cut-out: 20½" x 14½"



AMERICAN OUTDOOR GRILL WARRANTY HIGHLIGHTS

LIFETIME WARRANTY

American Outdoor Grill stainless-steel burners are warranted for as long as the original purchaser owns the grill -- LIFETIME.

TEN (10) YEAR WARRANTY

All other American Outdoor Grill parts are warranted for TEN (10) YEARS. (Except as noted below.)

THREE (3) YEAR WARRANTY

American Outdoor Grill infrared burners, vaporizer panels, and exterior Glass Fiber Reinforced Concrete (GFRC) grill island systems are warranted for THREE (3) YEARS.

ONE (1) YEAR WARRANTY

American Outdoor Grill ignition systems (excluding batteries) and accessories (including side burners, motors, and thermometers) are warranted for ONE (1) YEAR.

THE ROBERT H. PETERSON CO. RESERVES THE RIGHT TO AMEND PRODUCT SPECIFICATIONS WITHOUT PRIOR NOTICE.

CRAFTED WITH PRIDE  IN THE USA

Rev. 0 - 2208181050



RH PETERSON CO.
14724 PROCTOR AVE. CITY OF INDUSTRY, CA 91746
www.americanoutdoorgrill.com

L-E1-00123